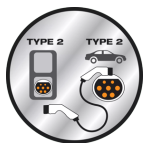



BATTERYcharge 7PIN | 3PHASE | 16AMP



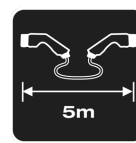
Typ 2 till typ 2

Charge at home and on the move Type 2 to Type 2 PIN | 3PHASE



Connects to any 16A (3 phase) charging unit or station with a type 2 connection.

Charge anywhere any time



Kabellängd 5 m

Ergonomic handles for optimal handling and a cable length of 5 meters



Åk med OSRAM in i en mer utsläppsfri framtid

Discover the world of electric driving with OSRAM. Charge your fully electric or plug in hybrid type 2 vehicle from any 16A (3 phase) charging unit or station fitted with a type 2 connection point. The 5m cable provides excellent connectivity at home or on the move. The range of outstanding technical specification allows you to travel anywhere with the cable and charge with the heavy duty compact storage case. Temperature rated at -40°C to 85°C gives you the flexibility to travel the hottest and coldest climates and top up your vehicle with confidence.

Datablad produktfamilj

Tekniska data

Produktbeskrivning	Allmän produktinformation	Information om miljö och regelverk Information according Art. 33 of EU Regulation (EC) 1907/2006 (REACH)		
	Ordernummer	Primär identifiering av artikel	Kandidatförteckning Ämne 1	CAS-nr för ämne 1
BATTERY charge 7PIN 3PHASE 16 AMP	OCC21P05	4062172411127	Lead	7439-92-1

Produktbeskrivning	Instruktioner för säker användning	Deklarationsnummer i SCIP-databasen
BATTERY charge 7PIN 3PHASE 16 AMP	Identifieringen av ämnet på kandidatlistan är tillräcklig för att artikeln ska kunna användas på ett säkert sätt.	532f1288-2242-4011-934c-b5fd51764123

Datablad produktfamilj

Säkerhetsanvisningar

DO NOT use this product on rainy days.

Make sure chargers are used in a safe, secure place and well out of the reach of young children or pets.

DO NOT damage the products willfully.

DO NOT drop the connector or press heavy objects on its surface.

DO NOT disassemble or assemble the connector and change the internal parts.

DO NOT clean the products using chemicals.

DO NOT charge while driving. Make sure the connector is fully inserted into the socket.

Lagliga hänvisningar

Application advice:

For more detailed application information and graphics please see sleeving & product datasheet.

Disclaimer:

Subject to change without notice. Errors and omission excepted. Always make sure to use the most recent release. Precise conditions at: www.osram.com/am-guarantee

Appliktionsråd

För mer detaljerad applikationsinformation och grafik, vänligen se produktdatablad

Friskrivningsklausul

Kan ändras utan föregående notifiering. Felaktigheter och försummelse undantagna. Se alltid till att använda den senaste utgåvan.